



عمران مدرن
بازار نوین ارتباطات ساختمانی

نصب آسانسور و تهیه کلیه قطعات

سراسر کشور




با قیمت استثنایی و اکیپ متخصص

برای مشاوره رایگان تماس بگیرید

02162999675

MONTEFERRO machined guiderail product range includes rails from 8 Kg/mt to 50 Kg/mt for usage in high load, high frequency, high speed and special applications. MONTEFERRO factories work towards a common standard, providing an enhanced riding surface.

Standard Machined Guide Rails



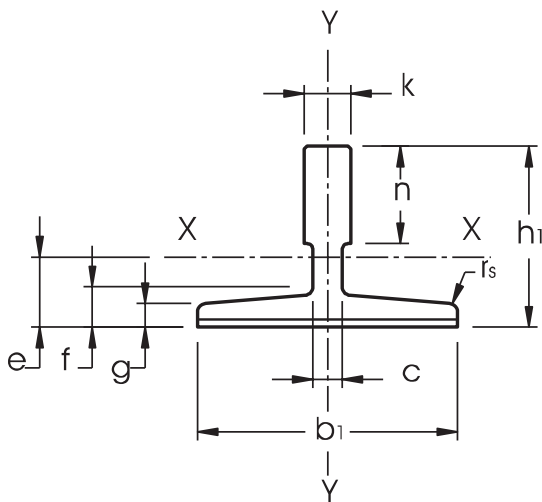
REFERENCE NORM: ISO 7465. RAW MATERIAL: E 275 B (ISO 630: 1995).

GUIDE RAIL LENGTH: 5,000 MM ± 2MM. DIFFERENT LENGTH ACCORDING TO CUSTOMER'S REQUIREMENTS

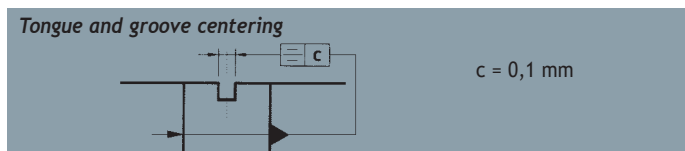
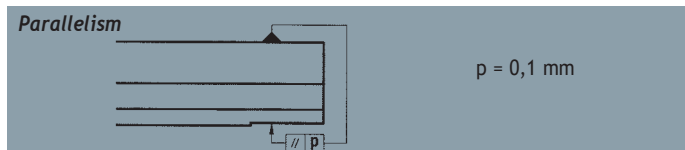
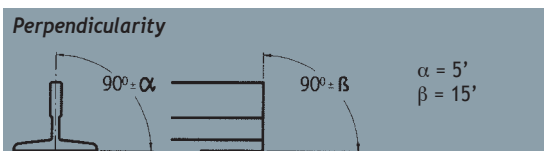
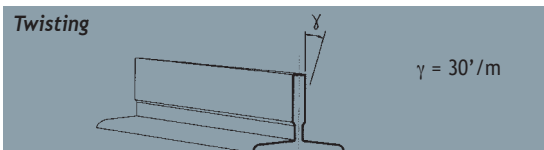
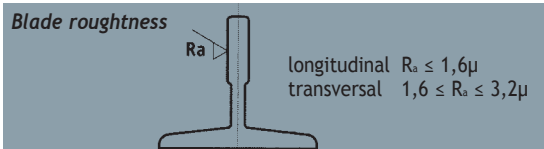
DIFFERENT GUIDE RAILS SECTIONS AND SPECIFICATIONS: ACCORDING TO DEFINITION WITH CUSTOMERS.

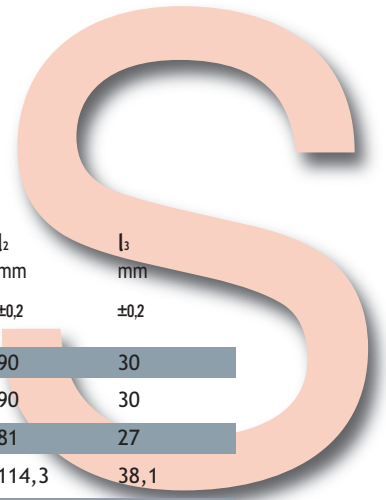
DIMENSIONS

Monteferro Code	ISO Code	b ₁ mm	h ₁ mm	h mm	k mm	n mm	c mm	g mm	f mm
RP 75	T 75-3/B	75	62	61	10	30	8	7	9
RP 78	---	78	56	55	10	26	7	6	8,5
RP 82	T 82/B	82,5	68,25	66,6	9	25,4	7,5	6	8,25
RP 89	T 89/B	89	62	61	15,88	33,4	10	7,9	11,1
RP 90	T 90/B	90	75	74	16	42	10	8	10
RP 114	---	114	88,9	88	15,88	38	9,5	7,9	11,1
RP 125	T 125/B	125	82	81	16	42	10	9	12
RP 127-1	T 127-1/B	127	88,9	88	15,88	44,5	10	7,9	11,1
RP 127-2	T 127-2/B	127	88,9	88	15,88	50,8	10	12,7	15,9
RP 127-2 c 14	---	127	88,9	88	15,88	50,8	14	12,7	15,9
RP 140-1	T 140-1/B	140	108	107	19	50,8	12,7	12,7	15,9
RP 140-2	T 140-2/B	140	102	101	28,6	50,8	17,5	14,5	17,5
RP 140-3	T 140-3/B	140	127	126	31,75	57,2	19	17,5	25,4

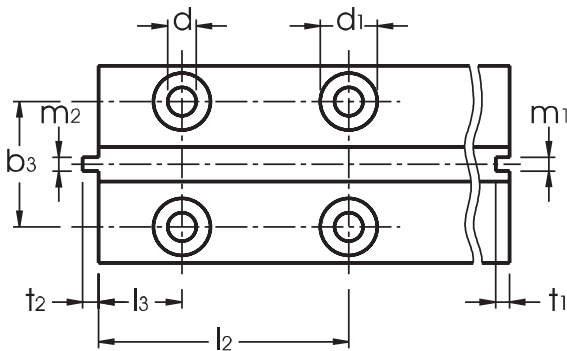


KEY FACTORS





r_s mm	m_1 mm	m_2 mm	t_1 mm	t_2 mm	l mm	d mm	d_1 mm	b_3 mm	l_2 mm	l_3 mm
	+0,06/0	+0/-0,06	±0,1	±0,1	+3/0			±0,2	±0,2	±0,2
3	3	2,95	3,5	3	123	13	26	43	90	30
3	3	2,95	3,5	3	123	13	26	43	90	30
3	3	2,95	3,5	3	111	13	26	50,8	81	27
3	6,4	6,37	7,14	6,35	156	13	26	57,2	114,3	38,1
4	6,4	6,37	7,14	6,35	156	13	26	57,2	114,3	38,1
4	6,4	6,37	7,14	6,35	156	17	33	79,4	114,3	38,1
4	6,4	6,37	7,14	6,35	156	17	33	79,4	114,3	38,1
4	6,4	6,37	7,14	6,35	156	17	33	79,4	114,3	38,1
5	6,4	6,37	7,14	6,35	156	17	33	79,4	114,3	38,1
5	6,4	6,37	7,14	6,35	156	17	33	79,4	114,3	38,1
5	6,4	6,37	7,14	6,35	193	21	40	92,1	152,4	31,8
5	6,4	6,37	7,14	6,35	193	21	40	92,1	152,4	31,8
5	6,4	6,37	7,14	6,35	193	21	40	92,1	152,4	31,8



TECHNICAL CHARACTERISTICS

Monteferro Code	ISO Code	S cm ²	q ₁ kg/m	e cm	I _{xx} cm ⁴	W _{xx} cm ³	i _{xx} cm	I _{yy} cm ⁴	W _{yy} cm ³	i _{yy} cm
RP 75	T 75-3/B	10,99	8,63	1,86	40,35	9,29	1,92	26,49	7,06	1,55
RP 78	---	9,84	7,72	1,65	29,9	7,56	1,47	26,1	6,71	1,63
RP 82	T 82/B	10,9	8,55	1,98	49,4	10,2	2,13	30,5	7,4	1,67
RP 89	T 89/B	15,7	12,3	2,02	59,52	14,25	1,95	52,4	11,8	1,83
RP 90	T 90/B	17,25	13,55	2,61	102	20,87	2,43	52,6	11,8	1,75
RP 114	---	20,85	16,37	2,87	179	29,7	2,93	108	19,1	2,29
RP 125	T 125/B	22,83	17,9	2,43	151	26,2	2,57	159	25,4	2,64
RP 127-1	T 127-1/B	22,64	17,77	2,75	186,2	30,4	2,87	148	23,4	2,56
RP 127-2	T 127-2/B	28,63	22,48	2,47	198,4	30,9	2,63	230	36,2	2,83
RP 127-2c14	---	29,53	23,18	2,5	198,8	31,1	2,59	229,6	36,2	2,78
RP 140-1	T 140-1/B	35,2	27,6	3,24	404	53,4	3,39	310	44,3	2,97
RP 140-2	T 140-2/B	43,22	33,92	3,47	457	68	3,25	358	51,2	2,88
RP 140-3	T 140-3/B	58,57	46	4,38	953	114,6	4,03	486	69,4	2,88